

LCG-PL

25W to 240W

THE **L** **E** **D** ADVANTAGE

Parking Lot

LED Parking Lot
& Roadway
Lighting



LED PARKING LOT & ROADWAY

Project Name:

Notes:

LCG-PL 25W to 240W

PRODUCT IMAGES



LCG-PL-25W
LCG-PL-40W
LCG-PL-65W



LCG-PL-80W
LCG-PL-100W
LCG-PL-120W
LCG-PL-150W
LCG-PL-180W



LCG-PL-240W

APPLICATIONS

With its high performance, high efficacy and long-life, the LCG-PL Street and area luminaire has an outstanding photometric performance, providing excellent uniform light to the sites.

LCG-PL is a seamless replacement for conventional HID systems used in parking lots and roadway applications. The power door is located under the fixture has an easy access for maintenance.

FEATURES

Light engine has various configurations to provide flexibility in design with various distribution types. Integrated aluminum heat sink to optimize thermal transfer and maximize performance and life of the LED. 70% lumen maintenance at >50,000 hours; predicted life of more than 100,000 hours.

Die cast aluminum housing, integrated aluminum heat sink to optimize thermal transfer and maximize performance and life of the LED. The driver is mounted in direct contact with the chamber for a low operating temperature and long life. Dust and water proof.

Compliance with: TM21, 3G vibration rating (ANSI C136), Anti-salty fog (ASTM B117), FCC B15, IP65, IEC-EN62471, CE-IEC60598, RoHS.

SPECIFICATIONS

Ordering Information: Example: [LCG-PL] - [120W] - [30K] - [T3]- [U] - [BK] - [MD]

Model #	Input Power	CCT	Rated Lumens	Distribution Optics	Voltage	Finishes	Options
LCG-PL	25W	[30K] 3000K [40K] 4000K [50K] 5000K [57K] 5700K [60K] 6000K	2,750 lm	[T2] Type II [T3] Type III [T5] Type V	[U] 100-277V AC [H] 347-480V AC	[BK] Black [BZ] Bronze [GY] Grey [WT] White	[-] No Photo control [M] With Photo control [D] 0-10V Dimming
	40W		4,400 lm				
	65W		7,150 lm				
	80W		8,800 lm				
	100W		11,000 lm				
	120W		13,200 lm				
	150W		16,500 lm				
	180W		19,800 lm				
	240W		26,400 lm				

INSTALLATION

Mounting bracket included.

LISTINGS / CERTIFICATES

C-UL US certified to US and Canadian safety standards. Damp location listed. For use in ambient operating temperatures ranging from -40°C to 40°C.

DesignLights Consortium® (DLC) qualified product. Not all versions of this product may be DLC qualified. Please check the DLC Qualified Products List at www.designlights.org/QPL to confirm which versions are qualified.



WARRANTY

Five-Year Limited Warranty

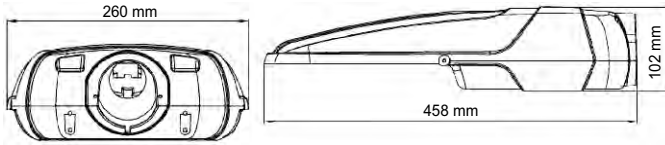
LED PARKING LOT & ROADWAY

☑ LCG-PL 25W to 240W

Project Name:

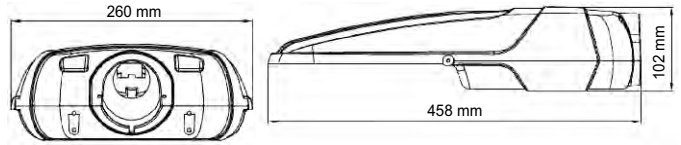
Notes:

LCG-PL-25W



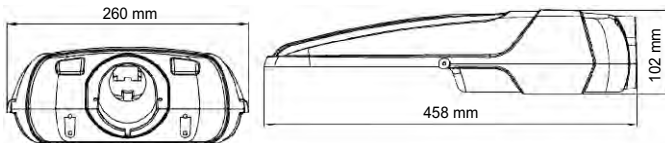
Size: 458 x 260 x 102mm (18.03" x 10.24" x 4.02")

LCG-PL-40W



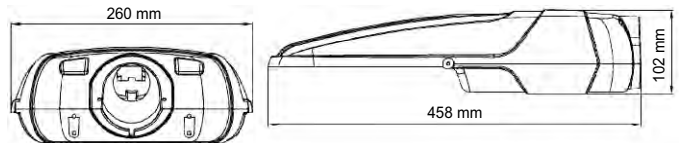
Size: 458 x 260 x 102mm (18.03" x 10.24" x 4.02")

LCG-PL-65W



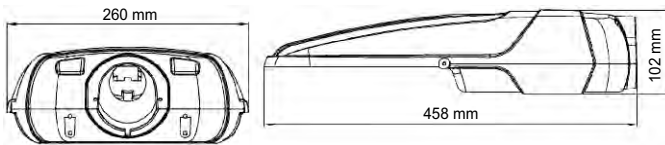
Size: 458 x 260 x 102mm (18.03" x 10.24" x 4.02")

LCG-PL-80W



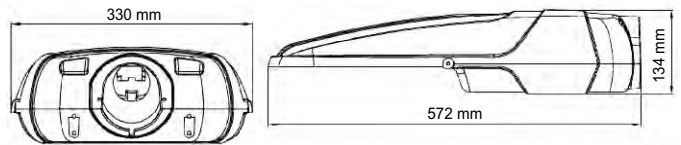
Size: 458 x 260 x 102mm (18.03" x 10.24" x 4.02")

LCG-PL-100W



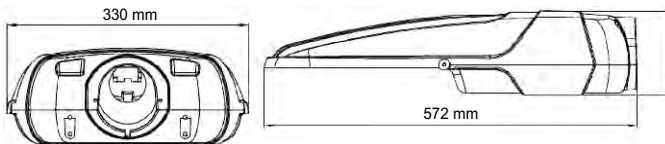
Size: 458 x 260 x 102mm (18.03" x 10.24" x 4.02")

LCG-PL-120W



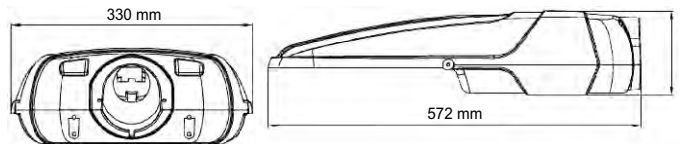
Size: 572 x 330 x 134mm (22.52" x 12.99" x 5.28")

LCG-PL-150W



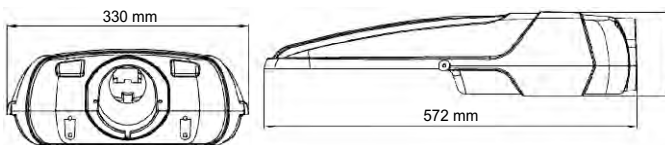
Size: 572 x 330 x 134mm (22.52" x 12.99" x 5.28")

LCG-PL-180W



Size: 572 x 330 x 134mm (22.52" x 12.99" x 5.28")

LCG-PL-240W



Size: 572 x 330 x 134mm (22.52" x 12.99" x 5.28")